


4 COLLECTIONS

We will collect your food waste **every week** on the **same day as your waste and recycling collections**.

Please put your outside food waste recycling bin at the edge of your property for collection with the **handle pointing upwards** — whilst keeping it locked.



**MAKE SURE YOUR BIN
IS PRESENTED AT THE
FRONT OF
YOUR PROPERTY
BY 7AM**



5 FREQUENTLY ASKED QUESTIONS

What if I don't produce any food waste?

There is no amount too small. The best thing we can do with our food is enjoy it but some waste like fruit peel, tea bags and bones are unavoidable and can all be recycled.

I don't have time to do this - why should I?

It's very quick and simple to do and there's lots of benefits, like more space in your grey bins and less smells as your food waste will be collected weekly.

You'll also help reduce the amount of food waste going to landfill or incineration.

Will my kitchen caddy smell?

Using the kitchen caddy for food waste is no different to having food waste in your current kitchen bin. The caddy has a lid which is lockable and will help contain any potential smells.

Do I need to use biodegradable liners?

You can use biodegradable liners if you wish but it is not necessary as once the bags are mechanically split open they are separated and turned into refuse-derived fuel.

You can find lots more information about this service on our website: lancaster.gov.uk/foodwaste

Contact us

Telephone: 01524 582491

Email: wastechanges@lancaster.gov.uk



Scan me

FOOD WASTE RECYCLING

How to use
your new
service

**LANCASTER
CITY COUNCIL**
Promoting City, Coast & Countryside

1 WHY ARE WE MAKING CHANGES?

All councils in England must collect household food waste separately by 31 March 2026 to reduce the amount of waste that ends up in landfill or incineration.

Food waste that is sent to landfill doesn't harmlessly breakdown. It has a big impact on the environment as it rots and releases methane – a harmful greenhouse gas.

You should have received the following:



Kitchen caddy




Two rolls of caddy liners



Outside food waste bin

2 WHAT CAN I PUT IN MY CADDY?

You can recycle all your food waste, including the following:



food waste

- ✓ Uneaten food and plate scrapings




dairy

- ✓ Dairy products
- ✓ Cheese
- ✓ Eggs



bread & pastries

- ✓ Bread
- ✓ Cakes
- ✓ Pastries



meat & bones

- ✓ Raw meat
- ✓ Cooked meat
- ✓ Bones




tea & coffee grounds

- ✓ Tea bags
- ✓ Coffee grounds




fruit & vegetables

- ✓ Raw vegetables
- ✓ Cooked vegetables
- ✓ Whole fruit
- ✓ Peelings



fish

- ✓ Fish
- ✓ Cooked fish
- ✓ Bones



rice, pasta & beans

- ✓ Rice
- ✓ Pasta
- ✓ Beans

If anything is missing, you can find our contact details on the back page.

Don't forget to recycle pet food and mouldy or out of date food, including cupboard staples, such as flour and sugar.

What happens to your food waste once collected?

When recycled, food waste can be turned into something useful.

Once transported to Lancashire County Council's anaerobic digestion facility in Leyland, it will be transformed into renewable biogas for electricity and nutrient rich fertiliser for farmland.



Please do not put any of these in your caddy

- ✗ Packaging of any kind
- ✗ Liquids such as milk
- ✗ Oil or liquid fat
- ✗ Garden waste/flowers
- ✗ Any material that is not food waste



70% of food waste is produced by households

3 RECYCLING YOUR FOOD WASTE HAS NEVER BEEN EASIER

1 Line your kitchen caddy with a liner and put your food waste in it.



Top tip
You can choose to use a different container in your kitchen.

2 Whenever you need to empty your kitchen caddy, remove the liner, tie the top and put it in your outdoor food waste recycling bin.



Top tip
Remember to not let your caddy get too full before emptying it.

3 Remember to keep your outside food waste bin locked by pulling the handle to the front to keep wildlife out.



locked



Open

Funding is still being determined for additional liners, but you can either purchase more, line with any plastic bag or use without.