

4 COLLECTIONS

Simply take your food waste to your communal bin collection point and put your filled liner in the food waste recycling bin.



**YOUR FOOD WASTE
RECYCLING BIN WILL
BE EMPTIED
EVERY WEEK**



5 FREQUENTLY ASKED QUESTIONS

What if I don't produce any food waste?

There is no amount too small. The best thing we can do with our food is enjoy it but some waste like fruit peel, tea bags and bones are unavoidable and can all be recycled.

I don't have time to do this - why should I?

It's very quick and simple to do and there's lots of benefits, like more space in your grey bins and less smells as your food waste will be collected weekly.

You'll also help reduce the amount of food waste going to landfill or incineration.

Will my kitchen caddy smell?

Using the kitchen caddy for food waste is no different to having food waste in your current kitchen bin. The caddy has a lid which is lockable and will help contain any potential smells.

Do I need to use biodegradable liners?

You can use biodegradable liners if you wish but it is not necessary as once the bags are mechanically split open they are separated and turned into refuse-derived fuel.

You can find lots more information about this service on our website:
lancaster.gov.uk/foodwaste

Contact us:

Telephone: 01524 582491

Email: wastechanges@lancaster.gov.uk



Scan me



How to use
your new
service

**LANCASTER
CITY COUNCIL**
Promoting City, Coast & Countryside

1 WHY ARE WE MAKING CHANGES?

All councils in England must collect household food waste separately by 31 March 2026 to reduce the amount of waste that ends up in landfill or incineration.

Food waste that is sent to landfill doesn't harmlessly breakdown. It has a big impact on the environment as it rots and releases methane – a harmful greenhouse gas.

You should have received the following:











Kitchen caddy



Two rolls of caddy liners

2 WHAT CAN I PUT IN MY CADDY?

You can recycle all your food waste, including the following:

 food waste	<ul style="list-style-type: none"> ✓ Uneaten food and plate scrapings 	 dairy	<ul style="list-style-type: none"> ✓ Dairy products ✓ Cheese ✓ Eggs 	 bread & pastries	<ul style="list-style-type: none"> ✓ Bread ✓ Cakes ✓ Pastries
 meat & bones	<ul style="list-style-type: none"> ✓ Raw meat ✓ Cooked meat ✓ Bones 	 tea & coffee grounds	<ul style="list-style-type: none"> ✓ Tea bags ✓ Coffee grounds 	 fruit & vegetables	<ul style="list-style-type: none"> ✓ Raw vegetables ✓ Cooked vegetables ✓ Whole fruit ✓ Peelings
 fish	<ul style="list-style-type: none"> ✓ Fish ✓ Cooked fish ✓ Bones 	 rice, pasta & beans	<ul style="list-style-type: none"> ✓ Rice ✓ Pasta ✓ Beans 		

3 RECYCLING YOUR FOOD WASTE HAS NEVER BEEN EASIER

1 Line your kitchen caddy with a liner and put your food waste in it.



Top tip
You can choose to use a different container in your kitchen.

2 Whenever you need to empty your kitchen caddy, remove the liner, tie the top and put it in your communal food waste recycling bin.



Top tip
Remember to not let your caddy get too full before emptying it.

3 Take your food waste to the nearest collection point and put your liner inside the food waste recycling bin provided.



Funding is still being determined for additional liners, but you can either purchase more, line with any plastic bag or use without.

If anything is missing, you can find our contact details on the back page.

Don't forget to recycle pet food and mouldy or out of date food, including cupboard staples, such as flour and sugar.

What happens to your food waste once collected?

When recycled, food waste can be turned into something useful.

Once transported to Lancashire County Council's anaerobic digestion facility in Leyland, it will be transformed into renewable biogas for electricity and nutrient rich fertiliser for farmland.



Please do not put any of these in your caddy

- ✗ Packaging of any kind
- ✗ Liquids such as milk
- ✗ Oil or liquid fat
- ✗ Garden waste/flowers
- ✗ Any material that is not food waste

