


SAFE METHOD:



MANAGING AN ACTIVE RODENT INFESTATION



Rodents spread harmful pathogens (germs) as they move about your premises urinating and defecating as they go. Whilst you have an active rodent infestation in your food premises, you **MUST** implement these more stringent hygiene procedures.

SAFETY POINT	WHY?	HOW DO YOU DO THIS?
<p>Appoint a Pest Control Contractor.</p> <p>We recommend appointing a contractor from the British Pest Contractors Association (https://bpca.org.uk/find)</p> <p>The contract should include immediate treatments and regular visits whilst the infestation is active.</p> <p>Then it should include standard monitoring visits to ensure the infestation does not return.</p>	<p>The pest controller can survey the premises to find potential access points for rodents and offer proofing guidance.</p> <p>The pest controller can conduct appropriate treatment to monitor and control any infestation.</p>	<p>Have you appointed a pest control contractor Yes <input type="checkbox"/> No <input type="checkbox"/></p> <p>What is the name of the company you use?</p> <div style="border: 1px solid red; height: 100px; width: 100%;"></div>
<p>Ensure all foods are stored in pest proof containers (with secure lids).</p> <p>This can be plastic or metal storage containers, or in the fridge or freezer.</p> 	<p>To prevent rodents from eating them and spreading disease.</p> <p>To remove rodents food source and discourage them from entering your premises.</p>	<p>Do you ensure all foods are tidied away and stored securely stored at the end of service? Yes <input type="checkbox"/> No <input type="checkbox"/></p> <p>Other:</p> <div style="border: 1px solid red; height: 100px; width: 100%;"></div>

<p>Ensure that you operate a clean as you go system whilst working. If food crumbs are dropped or liquids spilt, clean them up straight away.</p>	<p>To prevent a build-up of food debris which can provide a food source for rodents.</p>	<p>Do you operate a clean as you go system?</p> <p>Yes <input type="checkbox"/> No <input type="checkbox"/></p> <div style="border: 1px solid black; height: 70px; width: 100%; background-color: #cccccc;"></div>
<p>Ensure that all food surfaces and the floors are thoroughly cleaned every night, more rigorously than usual.</p>	<p>To ensure there are no food sources left in the premises at the end of food production (when you close) for the rodents.</p> <p>Empty all rubbish bins that may attract pests, after you have closed.</p>	<p>Do you thoroughly clean all food surfaces and the floor surfaces at the end of food production?</p> <p>Yes <input type="checkbox"/> No <input type="checkbox"/></p> <p>Where do you record this cleaning:</p> <div style="border: 1px solid black; height: 70px; width: 100%; background-color: #cccccc;"></div>
<p>Undertake opening checks of the premises looking for signs of rodent activity:</p> <p>Nibbled food stuffs</p> <p>Throw away any foods that may have been eaten or gnawed by rodents as this will be contaminated by pathogens.</p> <div data-bbox="118 1339 644 1603"> </div> <p>Droppings;</p> <p>Clean up any droppings found. Wash the area thoroughly with hot soapy water and then disinfect the area.</p> <div data-bbox="225 1823 593 2024"> </div> <p style="display: flex; justify-content: space-around;">MouseRat</p>	<p>Because they may carry pathogens which can make people ill</p> <p>Because they may carry pathogens which can make people ill</p>	<p>Do you inspect daily for sign of rodent damage to all foods?</p> <p>Yes <input type="checkbox"/> No <input type="checkbox"/></p> <p>Do you inspect daily for sign of rodent droppings?</p> <p>Yes <input type="checkbox"/> No <input type="checkbox"/></p>

<p>Damage to property Clean the area around the damage and make repairs as directed by your pest control contractor.</p>	<p>To ensure rodents do not have free access to your storage, preparation or cooking areas.</p>	<p>Do you inspect daily for signs of rodent damage? Yes <input type="checkbox"/> No <input type="checkbox"/></p> <p>Where do you record these checks? </p>
<p>Before you open thoroughly clean all food surfaces, using a two stage clean:</p> <p>1. Clean: Using either hot, soapy water or a cleaning product (such as a sanitiser), remove visible dirt, grease and debris from surfaces/ equipment and wipe off or rinse.</p> <p>2. Disinfect: Following the manufacturer's instructions, apply a disinfectant (such as a BSEN 1276 sanitiser) all over the surfaces/equipment and leave on for the required contact time.</p>	<p>Rodents may have walked across the food surfaces when you were closed, spreading pathogens.</p>	<p>Do you clean and disinfect in two stages? Yes <input type="checkbox"/> No <input type="checkbox"/></p> <p>Where do you record this daily pre-opening clean? </p>
<p>Make sure all staff who work with food wash their hands properly before handling or preparing food or handling food equipment.</p>	<p>This is to prevent any pathogens spreading from surfaces staff have touched into the food.</p>	<p>Have you reminded staff to wash their hands regularly? Yes <input type="checkbox"/> No <input type="checkbox"/></p>

Leptospirosis (Weil's Disease)

This is a disease carried by rats in their urine. Rats have a weak bladder and therefore they will urinate as they walk, leaving a trail across all surfaces, including any food surfaces.

Salmonella

Salmonella infection (salmonellosis) is a common bacterial illness that primarily affects the intestines. Salmonella bacteria typically live in the intestines of infected animals and humans and are shed through faeces. Humans become infected most often through contaminated water or food. People who are most likely to suffer severe symptoms are young children, pregnant women, people with an underlying health condition (e.g. cancer, diabetes, liver and kidney disease) and older people.

Toxoplasmosis

Toxoplasmosis is a common infection that can be acquired through the droppings from infected rodents. It is especially dangerous to people who are pregnant and who have a weakened immune system, in some cases it can affect the brain, heart, eyes or lungs.

Tape Worms

People can become infected through ingesting tape worm eggs found in food or water contaminated with rat faeces or via hand contact with contaminated products, then ingesting from the hands.

Safe method completed: Date:..... Signature:

This Safe Method is only businesses that have an active Rodent infestation. Once your pest control contractor has informed you that you no longer have an active rodent infestation, you can stop using this safe method – Managing and Active Rodent infestation -and the Daily Diary Checks for Rodents and revert to your standard procedures.

Other considerations:

Close your Business


***Consider if your business should remain open.** If you have just discovered the infestation, it may be prudent to close whilst you and your pest control contractor assess the risks and put in place suitable control measures.

If you have no control measures in place and a Food Inspector visits your premises it is likely you will face formal sanctions, which may include closure.

Contact your local Environmental Health Team

Consider contacting your local Environmental Health Team for advice.
Lancaster City Council: 01524 582935 or environmentalhealth@lancaster.gov.uk

DAILY DIARY CHECKS FOR RODENT INFESTATIONS



Week Commencing.....

Monday	Tuesday
<p>Opening checks: Any nibbled food? Yes <input type="checkbox"/> No <input type="checkbox"/> Rodent dropping found? Yes <input type="checkbox"/> No <input type="checkbox"/> Any damage to property found? Yes <input type="checkbox"/> No <input type="checkbox"/> Pre-opening cleaning undertaken? Yes <input type="checkbox"/> No <input type="checkbox"/></p> <hr/> <p>Closing Checks: Are all foods are tidied away and stored securely stored Yes <input type="checkbox"/> No <input type="checkbox"/> Have all food surfaces and floor surfaces been thoroughly cleaned? Yes <input type="checkbox"/> No <input type="checkbox"/></p> <hr/> <p>Did the Pest Contractor visit today? Yes <input type="checkbox"/> No <input type="checkbox"/></p> <p>Notes:</p>	<p>Opening checks: Any nibbled food? Yes <input type="checkbox"/> No <input type="checkbox"/> Rodent dropping found? Yes <input type="checkbox"/> No <input type="checkbox"/> Any damage to property found? Yes <input type="checkbox"/> No <input type="checkbox"/> Pre-opening cleaning undertaken? Yes <input type="checkbox"/> No <input type="checkbox"/></p> <hr/> <p>Closing Checks: Are all foods are tidied away and stored securely stored Yes <input type="checkbox"/> No <input type="checkbox"/> Have all food surfaces and floor surfaces been thoroughly cleaned? Yes <input type="checkbox"/> No <input type="checkbox"/></p> <hr/> <p>Did the Pest Contractor visit today? Yes <input type="checkbox"/> No <input type="checkbox"/></p> <p>Notes:</p>
Wednesday	Thursday
<p>Opening checks: Any nibbled food? Yes <input type="checkbox"/> No <input type="checkbox"/> Rodent dropping found? Yes <input type="checkbox"/> No <input type="checkbox"/> Any damage to property found? Yes <input type="checkbox"/> No <input type="checkbox"/> Pre-opening cleaning undertaken? Yes <input type="checkbox"/> No <input type="checkbox"/></p> <hr/> <p>Closing Checks: Are all foods are tidied away and stored securely stored Yes <input type="checkbox"/> No <input type="checkbox"/> Have all food surfaces and floor surfaces been thoroughly cleaned? Yes <input type="checkbox"/> No <input type="checkbox"/></p> <hr/> <p>Did the Pest Contractor visit today? Yes <input type="checkbox"/> No <input type="checkbox"/></p> <p>Notes:</p>	<p>Opening checks: Any nibbled food? Yes <input type="checkbox"/> No <input type="checkbox"/> Rodent dropping found? Yes <input type="checkbox"/> No <input type="checkbox"/> Any damage to property found? Yes <input type="checkbox"/> No <input type="checkbox"/> Pre-opening cleaning undertaken? Yes <input type="checkbox"/> No <input type="checkbox"/></p> <hr/> <p>Closing Checks: Are all foods are tidied away and stored securely stored Yes <input type="checkbox"/> No <input type="checkbox"/> Have all food surfaces and floor surfaces been thoroughly cleaned? Yes <input type="checkbox"/> No <input type="checkbox"/></p> <hr/> <p>Did the Pest Contractor visit today? Yes <input type="checkbox"/> No <input type="checkbox"/></p> <p>Notes:</p>

Friday	Saturday
<p>Opening checks: Any nibbled food? Yes <input type="checkbox"/> No <input type="checkbox"/> Rodent dropping found? Yes <input type="checkbox"/> No <input type="checkbox"/> Any damage to property found? Yes <input type="checkbox"/> No <input type="checkbox"/> Pre-opening cleaning undertaken? Yes <input type="checkbox"/> No <input type="checkbox"/></p> <hr/> <p>Closing Checks: Are all foods are tidied away and stored securely stored Yes <input type="checkbox"/> No <input type="checkbox"/> Have all food surfaces and floor surfaces been thoroughly cleaned? Yes <input type="checkbox"/> No <input type="checkbox"/></p> <hr/> <p>Did the Pest Contractor visit today? Yes <input type="checkbox"/> No <input type="checkbox"/> Notes:</p>	<p>Opening checks: Any nibbled food? Yes <input type="checkbox"/> No <input type="checkbox"/> Rodent dropping found? Yes <input type="checkbox"/> No <input type="checkbox"/> Any damage to property found? Yes <input type="checkbox"/> No <input type="checkbox"/> Pre-opening cleaning undertaken? Yes <input type="checkbox"/> No <input type="checkbox"/></p> <hr/> <p>Closing Checks: Are all foods are tidied away and stored securely stored Yes <input type="checkbox"/> No <input type="checkbox"/> Have all food surfaces and floor surfaces been thoroughly cleaned? Yes <input type="checkbox"/> No <input type="checkbox"/></p> <hr/> <p>Did the Pest Contractor visit today? Yes <input type="checkbox"/> No <input type="checkbox"/> Notes:</p>
Sunday	
<p>Opening checks: Any nibbled food? Yes <input type="checkbox"/> No <input type="checkbox"/> Rodent dropping found? Yes <input type="checkbox"/> No <input type="checkbox"/> Any damage to property found? Yes <input type="checkbox"/> No <input type="checkbox"/> Pre-opening cleaning undertaken? Yes <input type="checkbox"/> No <input type="checkbox"/></p> <hr/> <p>Closing Checks: Are all foods are tidied away and stored securely stored Yes <input type="checkbox"/> No <input type="checkbox"/> Have all food surfaces and floor surfaces been thoroughly cleaned? Yes <input type="checkbox"/> No <input type="checkbox"/></p> <hr/> <p>Did the Pest Contractor visit today? Yes <input type="checkbox"/> No <input type="checkbox"/> Notes:</p>	