

025

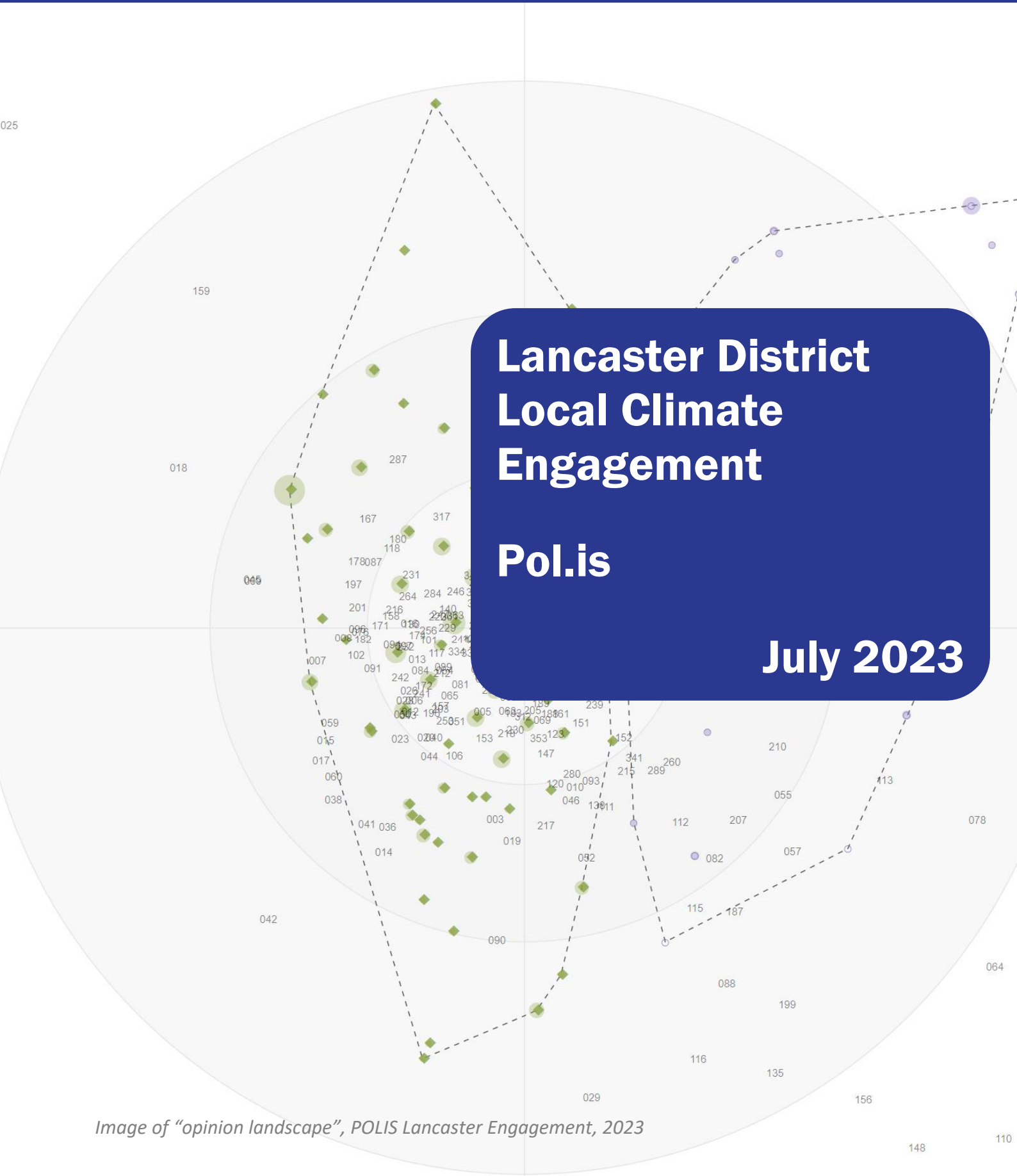


Image of "opinion landscape", POLIS Lancaster Engagement, 2023

Acknowledgments

A special thanks goes to all those within Lancaster City Council who helped to spread word of the Polis survey and ensured that members of the public were able to participate.

About Shared Future

We are a community interest company working across the UK. Our aim is to provide an excellent service that makes a difference to communities and individuals and works towards a fairer, more equal society. Our mission is to move those we engage with towards greater individual and collective authority and autonomy, by supporting their ability to act wisely, confidently and in community with others. Since setting up Shared Future in 2009, we've built a team of experienced practitioners with a diverse range of skills. We work together on worthwhile and stimulating projects that reflect our personal values.

About the authors

The statements produced by the Lancaster Polis survey respondents are reproduced here in their own words. The remaining content was written by Andy Paice of Shared Future. No legal responsibility can be accepted for any loss or damage resulting from the contents of this document. It does not necessarily represent the view of Shared Future in relation to any particular policy or projects.

Contents

Background.....	3
What is Polis?	4
How was the survey set up?.....	5
Overview of results	7
Analysis of results by individual themes	13

www.sharedfuturecic.org.uk

Produced July 2023.



This work is licensed under a Creative Commons Attribution-NonCommercial-ShareAlike 4.0 International License.



Following a successful bid to join the UK’s Local Climate Engagement Programme (LCE), Lancaster City Council and its partners have been hosting district-wide conversations on tackling and addressing the climate emergency.

The programme aims to provide local authorities in England with the support they need to conduct widespread, high quality, inclusive local public engagement and participation in their climate decision-making. The goal is to support the UK in reaching its climate targets and in a way that is fair and empowers communities to fulfil their potential.

The LCE Programme is being run by Involve; UK100; the Democratic Society; Shared Future CIC and Climate Outreach.

As part of the LCE programme Lancaster City Council has received training, peer learning sessions and support from Shared Future CIC in running its public engagement project. The specific theme chosen for the overall engagement is travel and its impact on climate change. In its publicity for the scheme Lancaster City Council outlines the reason for this project:

“We all need to be able to access the things that are necessary to lead a good life but how do we do this at the same time as reducing the emission of harmful gases? Although roads and transport fall under the responsibility of Lancashire County Council, here at Lancaster City Council we want to lead the conversation and help to find solutions.”

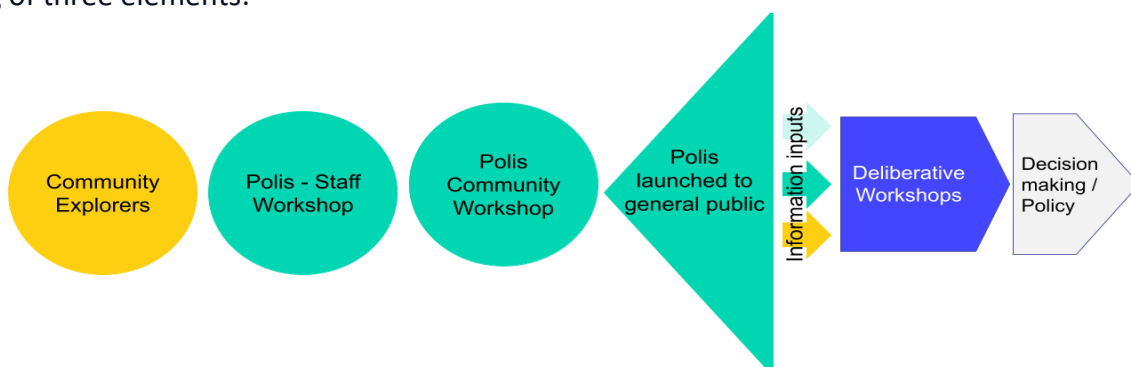
Therefore in May 2023 a public engagement began consisting of three elements:

1. Community Explorer Interviews - a group of local residents were trained to do interviews in the community and gather information on peoples’ views on the topic of travel and climate.
2. An online interactive survey called Polis was conducted in May and June to enable a district wide conversation on the topic.
3. Deliberative Workshops - the results on chosen themes from the Explorer interviews and the Polis survey along with presentations from experts and local stakeholders will be presented to groups of local people in workshops. They will discuss the evidence and put forward recommendations to the City Council. The results will be posted on the Lancaster City website in the early autumn and presented to elected councillors and Lancashire County Council to help make informed decisions in the future.

All three elements of the engagement focus on the question:

“How can we as residents of Lancaster district access the resources we need to lead a good life by moving around freely and at the same time reducing emissions?”

This question was decided upon by a project working group consisting of Lancaster City Council officers, Shared Future CIC team members and local stakeholders. This diagram shows the engagement process and the Polis interactive survey within that:



What is Polis?

Pol.is is an online interactive survey which enables a whole community to respond to a given question and to vote on each others' statements. Participants agree, disagree or pass on each statement. They can also submit new statements for others to vote on.

Polis uses machine learning to show distinct clusters of people with similar attitudes, who

voted similarly. It automatically creates a report which shows the statements that made each opinion group distinctive. It is also very useful because it identifies statements that have high levels of agreement across opinion groups. It is gaining a lot of interest worldwide and is being used by local and national governments due to this ability to identify areas of consensus.

Lancaster City Council

How could residents of Lancaster district access the resources they need to lead a good life by moving around freely and at the same time reducing emissions?

This interactive survey is for anyone living or working in Lancaster District to respond to the question above.


To take part:

1. Agree, Disagree, or Pass on the statements that appear below and then another statement will appear to vote on.
2. Add your own ideas for others to vote on.
3. Share this with other locals on social media.

New statements are submitted every day. So return here from time to time to vote on statements that others are submitting. Closing date extended to midnight on Wednesday 14th June.

For more info on this survey [see the FAQs](#)

Welcome to a new kind of conversation - vote on other people's statements.

 Anonymous wrote: 100+ remaining

Bus shelters should have green roofs for biodiversity

Agree Disagree Pass / Unsure

Are your perspectives or experiences missing from the conversation? If so, add them in the box below.

What makes a good statement?

- Stand alone idea
- Raise new perspectives, experiences or issues
- Clear & concise (limited to 140 characters)

Please remember, statements are displayed randomly and you are not replying directly to other participants' statements.



Submit

How was the survey set up?

The interactive survey Polis, created by [Computational Democracy](#) and sourced by the non-profit [Crowd Wisdom Project](#) was an important element within the whole climate engagement process. It meant much broader public participation on the question could take place beyond reaching in-person engagement with residents via the Community Explorers and the more concentrated deliberative workshops. This public digital survey was used for the following purposes. It was to:

- enable anyone living or working in the Lancaster district area to take part in the discussion on Travel and Climate
- source ideas and perspectives on the issue from the local population
- identify areas of consensus across different opinion groups.
- help the deliberative workshops to better understand the range of ideas, similarities and differences of opinion that exist within the district regarding the issue.

Polis training for Lancaster City Council staff

In order for knowledge on how to set up a similar digital engagement to be embedded within the Lancaster City Council staff, a workshop took place on May 16th 2023 which gave an overview of what the Polis platform does and how to set up and moderate a community conversation. It was also an opportunity to prepare for the Community Workshop that would take place the following week.

Polis community workshop

Two days before Polis launched on Thursday 25th May, a community online workshop was organised where members of the community and council officers could start to reflect on the question:

“How can we as residents of Lancaster district access the resources we need to lead a good life by moving around freely and at the same time reducing emissions?”

Participants would then begin to create responses that people could vote on when they arrived on the platform. In breakout groups participants came up with short statements that would ‘seed’ the conversation. Thirty statements were entered into the system when it launched.

This meant members of the local community were able to start the online engagement and they could also spread the word and encourage neighbours and friends to participate.

Distribution and Communications Meeting

The level of engagement with any digital engagement depends upon good communications and distribution. Before Polis was launched Shared Future and Council Officers held a meeting to discuss how best to disseminate the interactive survey in the community by focusing on the following questions:

- Who do we want to reach? (what are the groups we'd like to target?)
- How do we want to reach them?

- How can we make it easy for people (council officers/RAs/CVS/Chamber commerce) to get the word out?
- Who is up for leading on each group/target?

Collectively different ideas were shared on a Miro board (below).

Individual officers made a commitment to contact various groups and even turn up in person at some community gatherings such as food clubs that ensured not only people who usually respond to surveys would also be included.

The survey was also disseminated via comms updates in Council newsletters and social media.

The following statements were also entered into the voting as 'Metadata.' This is a function in Polis which gives an idea of who is voting in terms of demographics or key attitudes. These are reported out separately so that it's possible to see the degree to which people overall and in each opinion group match those statements.

- I am really worried about climate change

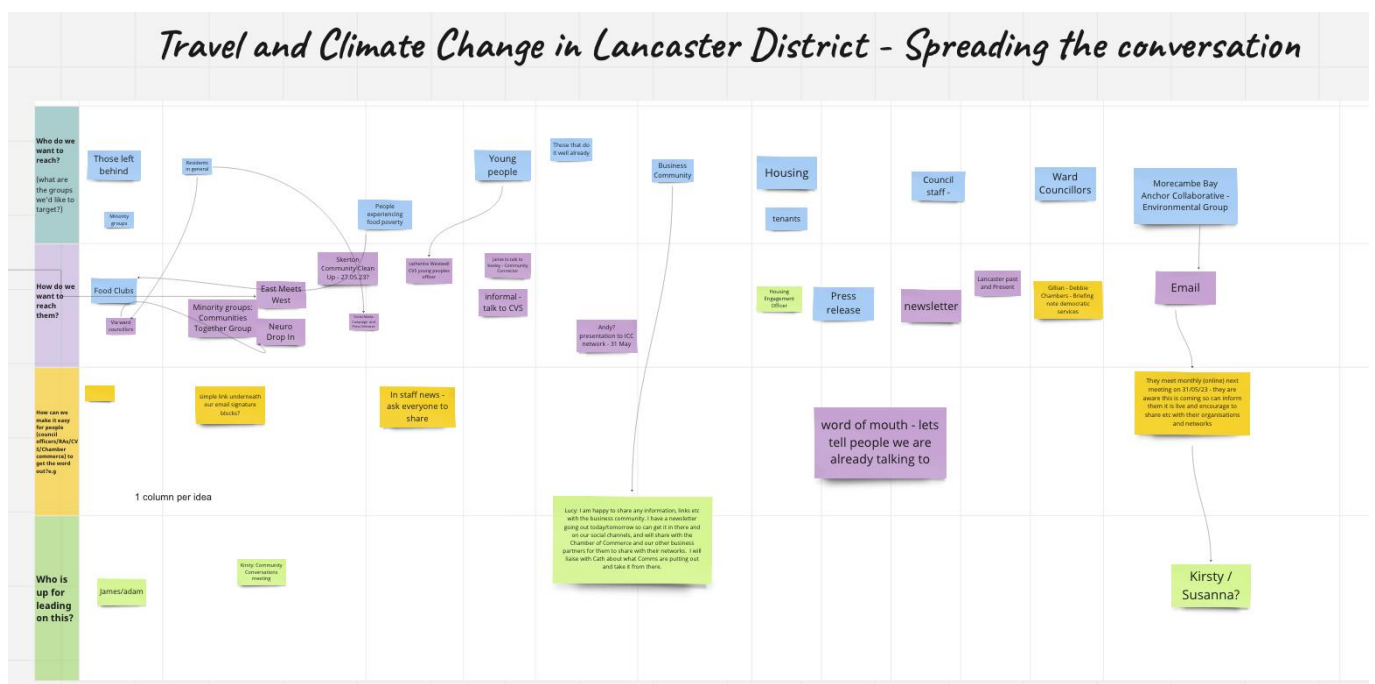
- I get around mainly by public transport to access the resources I need
- I get around mainly by petrol/diesel vehicle to access the resources I need
- I get around mainly by walking to access the resources I need
- I get around mainly by cycling to access the resources I need
- I get around mainly by an electric/hybrid vehicle to access the resources I need

The interactive survey was launched on Thursday 25th May 2023 and ran for 21 days closing on Wednesday 14th June 2023.

All participation was anonymous - no personal data was collected from respondents. A light touch moderation policy by Shared Future made sure the conversation remained within the scope of the question.

There was also a [Frequently Asked Questions webpage](#) to help anyone having difficulties or questions when using the interactive survey.

The full results can be seen at the [Polis report page](#) and in the Excel spreadsheet where filters show the separate categories.



Overview of results

Engagement figures

- 524 people voted.
- Over 400 new statements were submitted
- In total 41,604 votes were cast (agree, disagree, pass) on the statements.
- An average of 79.5 votes cast per voter
- The Polis' machine learning grouped 439 people into 2 identifiable opinion clusters.
- There were 71 participants in Group A and 368 in Group B

The figure of 524 participants is a comparatively good figure for engagements run by a local authority within a similar time frame.

524 

Participants
from across the Lancaster
District

41,604

Responses

 79.5

Votes Cast

on average, for each
participant

Differences - groups A & B

Polis identified two distinct opinion groups based on similarities in the way they voted on statements.

The following statements characterise their differences:

Agreement – Consensus Statements

The iceberg image represents the overall picture of the results. The two iceberg peaks (A and B) above the water shows differences between the way the two opinion clusters see what needs to be done regarding travel and accessing resources whilst reducing carbon emissions. However, below the water where the peaks merge there are a large number of statements that unite both groups on different themes:

Opinion clusters identified by Polis

Group A (71 participants)

Overview of group A

- Roads are for cars
- The private car is essential to maintain our quality of life
- Against new cycle lanes
- Concerns over 15 minute cities taking away freedom of movement
- Against measures that make driving less straightforward
- Get around mainly by petrol/diesel vehicle
- Do not get around by cycle (only 1%)
- Less concerned about climate change (25% of this group worried about climate change)

Group B (368 participants)

Overview of group B

- Feel less cars lead to a nicer more healthy environment for people
- Invest in safe spaces to encourage cycling and walking
- More cycle routes
- See need to make space for alternatives to driving
- More concerned about climate change (74% worried about climate)
- More education needed on climate emergency
- More likely than group A to get around by public transport, cycling and walking

What can Polis show us? Agreement

Group A –71 participants

“Don’t restrict our freedoms to drive”
Group A is skeptical of motivations for Council action on climate change.

Make public transport cheaper, safer cleaner and to more areas eg town to rural.

A need for regular and reliable bus services.

Roads need improving for cyclists and motorists

Train travel should be more accessible and more affordable

People with accessibility needs must be considered.

We need more footfall for local business

Group B – 368 participants

“Less cars and more active travel”
Group B is more favourable towards action on climate change.

Avoid building housing estates that don’t have the infrastructure to resource them.

It’s not about banning cars but making alternatives attractive


Making the streets look pleasant, being able to access places easily and having safe places to relax with children

Areas of Consensus

- People with accessibility needs must be considered.
- Avoid building housing estates that don't have the infrastructure to resource them, like school places, nursery places and decent roads.
- There needs to be better rural public transport - There needs to be good transport links to the rest of the district outside Lancaster and Morecambe
- We need to either bring services (GPs, shops, eateries) to rural areas or offer public transport to those services if they're in the City.
- Make public transport cheaper, safer, cleaner and to more areas eg town to rural. Public transport needs to be safe, affordable and reliable. Offer the carrot first and then stick!
Provide safe public transport at night.
- We need regular and reliable bus services.
 - Bus stops should be safe, sheltered places to wait where people can sit comfortably.
 - School bus passes should be free (not just to your nearest school) that would cut back a lot of Lancaster traffic.
- Train travel should be more accessible and more affordable.
- Most people travel using multiple methods (car, public transport, walk/cycle). We should stop thinking in an 'us-them' way!
- Road drains need to be regularly cleaned to help prevent flooding
- It's not about banning cars but making alternatives attractive. Encourage walking, cycling and bus make it easier for those than to drive.
- Park and Ride should be free
- The roads in the district are full of potholes, which are dangerous to cyclists.
- We need more footfall for local business
- A good life here would mean making the streets look pleasant, being able to access places easily and having safe places to relax with children

Below is a 'beeswarm chart' from the automatically generated report. Each dot represents a statement. Statements to the left had a high degree of consensus i.e. participants voted on these in a similar way with the majority either agreeing or disagreeing. Statements to the right were divisive-participants were split between agreement and disagreement.

In this conversation there was a much higher number of statements that people agreed upon than there were polarising, divisive statements. This is a common feature that emerges in Polis conversations. It demonstrates how, contrary to what we might read or see in social media, societies and communities tend to have more that unites them than divides them.



Consensus statements

Divisive statements

Majority Statements

These are different to the consensus statements as they don't take into account agreement across the opinion groups A and B. The majority

statements show what most people participating in the survey agreed with.

Below are the top ten majority statements:

Statement	Category	% Agree	%Disagree	%Pass
1. We need regular and reliable bus services	Bus	91	2	5
2. Ensure any housing planning includes plans for other services, school provision, etc.	Planning	91	0	8
3. We need cheaper trains	Train	89	3	7
4. Train travel should be more accessible and more affordable	Train	89	1	8
5. People with accessibility needs must be considered	Accessibility	88	3	8
6. Make public transport cheaper, safer cleaner and to more areas eg town to rural.	Gen transport	88	1	9
7. There needs to be better rural public transport	Gen transport	87	3	9
8. Footpaths should be gritted in icy weather, not just roads - this is done in other countries	Walking	87	1	11
9. Avoid building housing estates that don't have the infrastructure to resource them, like school places, nursery places and decent roads.	Planning	86	5	8
10. There needs to be good transport links to the rest of the district outside Lancaster and Morecambe	Gen transport	85	2	12

Word Count Analysis

From an analysis of the top 400 words that occurred in statements entered by participants these word counts can give some insight into what some of the main points of interest and concern are.

Key Words

Count	Statement
49	Safe*
32	Parking
33	Traffic
26	Electric
18	Encourage
15	Congestion
15	Reduce
8	Lighting
7	Education
10	Affordable / Cheaper
7	Incentives / Incentivise
9	Wildlife / Biodiversity
5	Residential

Places

Count	Statement
36	Lancaster
16	Morecambe
6	Rural
4	Halton
4	Galgate
7	University

Phrases

Count	Statement
10	Green spaces/areas
6	15 Minute Cities
6	Cycle parking/storage/racks
8	Park and/& Ride
6	One way system

Modes of transport

Count	Statement
68	Car/Cars
83	Cycle / Cycling / Bike*
72	Bus/Buses
34	Walk / Walking
17	Train*
6	Taxi

Groups of People

Count	Statement
34	School*
14	Children
16	Pedestrian
6	Kids
8	Student*
6	Disabled
2	Elderly

Analysis of results by theme

All of the statements were entered into a spreadsheet and categorised under different themes. The table below shows the number of statements in each category.

Category	Number of statements in this category
Car	65
Cycle	49
Roads	49
Bus	45
Gen transport	25
Walking	24
Environment	20
Accessibility	12
resources	12
Planning	10
Business	9
Schools	9
Train	8
Climate	6
Scooters	6
Good life	3
Participation	3
Tram	2
Energy	2
Work	2
Bus	1
Recycle	1
Walking	1
Wildlife	1
Cars	1
Taxi	1

Even though there are a lot more statements relating to cars and cycling there was a lot more consensus occurring in the themes of General Public Transport, Buses, Planning & Trains as can be seen in the table below.

Category	Number of times it features in top 25 Consensus statements
General Public Transport	9
Buses	4
Planning	3
Trains	3
Accessibility	2
Roads	1
Cars	1
Walking	1
Resources	1
Business	1
Good Life	1

Safety

is a major concern while cycling, walking, and getting the bus

Children

are not safe to walk or cycle to school, according to respondents.

Bus routes

Must be more varied and operate throughout the day.

Cars, Bikes, and Buses

were the most frequently discussed modes of transport

Analysis of results by individual themes

CARS

Themes of discussion

Less cars making Lancaster district better/worse

Parking

Incentivising use of EVs

Speeding and speed limits

Dependence on cars - who needs and who doesn't need to drive

Park and Ride (free, more of them)

How to solve congestion

There were a large number of statements submitted regarding car use – very few of these featured in the top consensus statements as it was a polarising issue.

Top 5 majority statements (Car)				
Position	Report number	Statement	Theme	Agreement %
1	328	Ensure Eden doesn't create more congestion	Car	76
2	305	Park and Ride should be free	Car	73
3	51	solve the peak time traffic issues by encouraging employers to offer flexible working and car sharing for children being brought to school.	Car	71
4	130	Speeding from motor vehicles presents a hazard to cyclists and puts people off cycling.	Car	70
5	342	One card or app for all EV charge points in Lancaster district rather than multiple ones.	Car	69

Top 5 consensus statements (Car)				
Position	Report number	Statement	Theme	
1	305	Park and Ride should be free	Car	
2	372	Enforce parking restrictions (eg. Double yellows, blocking dropped kerbs etc)	Car	

3	328	Ensure Eden doesn't create more congestion	Car
4	51	solve the peak time traffic issues by encouraging employers to offer flexible working and car sharing for children being brought to school.	Car
5	244	For us to use cars less, we need roads to be safer and this means collaborating with Lancashire County Council.and an effective campaign	Car

CYCLING

Themes of discussion

Safety

Improving existing cycle lanes

Expanding network cycle lanes

Cars and Parking obstruction to cycling

Creating a culture of cycling

Making it easier to cycle

Incentivise purchase/ use of cycles

E bikes

Cargo bikes for business

Cycle parking

There were a large number of statements submitted regarding cycling – very few of these featured in the top consensus statements as it was a polarising issue.

Top 5 majority statements (Cycle)				
Position	Report number	Statement	Theme	Agreement %
1	54	Bike lanes physically separated from the main highway would encourage more cycling	Cyc	78
2	66	Some genuinely secure areas to park bicycles would help.	Cyc	78
3	13	There needs to be more safe cycle routes	Cyc	77
4	335	Improve the cycle route from the canal to Hala/Booths/Boot & Shoe crossroads.	Cyc	76
5	292	Decent lighting on the cycle paths will make them less scary for women to use at night.	Cyc	75

Top 5 consensus statements (Cycle)			
Position	Report number	Statement	Theme
1	66	Some genuinely secure areas to park bicycles would help.	Cyc
2	292	Decent lighting on the cycle paths will make them less scary for women to use at night.	Cyc
3	141	Shared use paths need to be wide enough for all users. The canal towpath is too narrow for the number of cyclists and other people using it.	Cyc
4	54	Bike lanes physically separated from the main highway would encourage more cycling	Cyc
5	211	The canal cycle path is unsafe & unusable in winter due to being pitch black at commuter times. Add lighting for the darker months.	Cyc

ROADS

Themes of discussion

Many suggestions for specific place based improvements to road infrastructure

Improving congestion/reducing emissions by better roads vs Making problem worse by building more roads

Diverting traffic

Addressing potholes

New bridges

Removing bus lanes, speed cameras, traffic lights

Turning off street lamps at certain times

Many saw the question as an opportunity to comment on improvements they would like to see to the road infrastructure and many of these comments did not address the issue of reducing emissions

Top 5 majority statements (Roads)				
Position	Report number	Statement	Theme	Agreement %
1	204	Road drains need to be regularly cleaned to help prevent flooding	Roads	84
2	127	The roads in the district are full of potholes, which are dangerous to cyclists.	Roads	79
3	63	Perhaps it is time to rethink the one-way system in Lancaster for better flow of traffic, therefore less build up of emissions	Roads	72
4	126	Roads and cycle paths are not maintained to a suitable standard.	Roads	68

5	140	Residential streets need to be redesigned to allow safe access for all. Pavement parking is a dangerous mess.	Roads	68
---	-----	---	-------	----

Top 5 consensus statements (Roads)				
Position	Report number	Statement	Theme	
1	204	Road drains need to be regularly cleaned to help prevent flooding	Roads	
2	127	The roads in the district are full of potholes, which are dangerous to cyclists.	Roads	
3	63	Perhaps it is time to rethink the one-way system in Lancaster for better flow of traffic, therefore less build up of emissions	Roads	
4	126	Roads and cycle paths are not maintained to a suitable standard.	Roads	
5	163	Undertake an in-depth study traffic flow and invest in smart traffic lights to improve traffic flow. avoid the long queues for no reason	Roads	

BUS

Themes of discussion

- Regular, reliable services
- Cheaper buses (free for schoolchildren etc)
- University and buses
- Bus shelters
- Making use of buses a better experience
- Electric buses

This was the most commented upon theme in terms of Public transport

Top 5 majority statements (Bus)				
Position	Report number	Statement	Theme	Agreement %
1	1	We need regular and reliable bus services	Bus	91
2	105	Free bus passes for all under 18's so that travel to education does not require parental transport	Bus	82
3	0	Bus stops should be safe, sheltered places to wait where people can sit comfortably.	Bus	82
4	165	School bus passes should be free (not just to your nearest school) that would cut back a lot of Lancaster traffic	Bus	79

5	70	There needs to be a massive improvement to the local bus services. Stop cutting the services and instead invest in the bus service.	Bus	78
---	----	---	-----	----

Top 5 consensus statements (Bus)				
Position	Report number	Statement	Theme	
1	1	We need regular and reliable bus services	Bus	
2	0	Bus stops should be safe, sheltered places to wait where people can sit comfortably.	Bus	
3	165	School bus passes should be free (not just to your nearest school) that would cut back a lot of Lancaster traffic	Bus	
4	70	There needs to be a massive improvement to the local bus services. Stop cutting the services and instead invest in the bus service.	Bus	
5	105	Free bus passes for all under 18's so that travel to education does not require parental transport	Bus	

GENERAL TRANSPORT

Themes of discussion

Incentives for sustainable transport

Better rural public transport

Making public transport the preferred option - alternative to driving

Greater funding of public transport

Improving transport links

In the top 25 consensus statements across groups A&B there were 9 statements relating to Public Transport in general

Top 5 majority statements (Gen transport)				
Position	Report number	Statement	Theme	Agreement %
1	220	Make public transport cheaper, safer cleaner and to more areas eg town to rural.	Gen transport	88
2	24	There needs to be better rural public transport	Gen transport	87
3	21	There needs to be good transport links to the rest of the district outside Lancaster and Morecambe	Gen transport	85

4	262	Public transport needs to become preferred option: high quality, clean, reliable, cost effective. Look to other countries for inspiration!	Gen transport	85
5	368	National government needs to properly fund public transport	Gen transport	84

Top 5 consensus statements (Gen Transport)				
Position	Report number	Statement	Theme	
1	24	There needs to be better rural public transport	Gen transport	
2	21	There needs to be good transport links to the rest of the district outside Lancaster and Morecambe	Gen transport	
3	220	Make public transport cheaper, safer cleaner and to more areas e.g. town to rural.	Gen transport	
4	73	Public transport needs to be safe affordable and reliable. Offer the carrot first and then stick!	Gen transport	
5	326	Provide safe public transport at night	Gen transport	

WALKING

Themes of discussion

Safety

Improving pavements

Making pedestrian crossings favour pedestrians

Making it easier to walk (or cycle) than drive

Top 5 majority statements (Walking)				
Position	Report number	Statement	Theme	Agreement %
1	320	Footpaths should be gritted in icy weather, not just roads - this is done in other countries	Walking	87
2	301	It's not about banning cars but making alternatives attractive. Encourage walking, cycling and bus make it easier for those than to drive.	Walking	85
3	74	Ensure areas are accessible by footpath (eg the road from University to Galgate lacks one)	Walking	77

4	75	Give schools the support and resources they need to make the journey to school on foot or by bike a viable and attractive option	Walking	76
5	327	Promote walking buses or other safe options for younger children to get to school so parents don't drive them there and back.	Walking	75

Top 5 consensus statements (Walking)				
Position	Report number	Statement	Theme	
1	320	Footpaths should be gritted in icy weather, not just roads - this is done in other countries	Walking	
2	301	It's not about banning cars but making alternatives attractive. Encourage walking, cycling and bus make it easier for those than to drive.	Walking	
3	74	Ensure areas are accessible by footpath (eg the road from University to Galgate lacks one)	Walking	
4	75	Give schools the support and resources they need to make the journey to school on foot or by bike a viable and attractive option	Walking	
5	327	Promote walking buses or other safe options for younger children to get to school so parents don't drive them there and back.	Walking	

ENVIRONMENT

Improving public realm

More green spaces

Cleaning up streets

Measures for greater biodiversity and wildlife

Top 5 majority statements (Env)				
Position	Report number	Statement	Theme	Agreement %
1	221	Industrial estate, Westgate improve by planting small native trees - rowan, cherry, hazel, Hawthorn, bird cherry - air quality /carbon	Env	81
2	104	include clauses in approved planning applications to improve green spaces (either add new or contribute to others).	Env	80
3	56	Improve public realm with wild flower planting to increase biodiversity and reduce costs of mowing. It's a 'no brainer'!	Env	76

4	348	Invest in community allotments to improve access to them and use green space more imaginatively.	Env	71
5	160	Please invest in cleaning up the streets and other public spaces	Env	70

Top 5 consensus statements (Env)

Position	Report number	Statement	Theme
1	104	include clauses in approved planning applications to improve green spaces (either add new or contribute to others).	Env
2	160	Please invest in cleaning up the streets and other public spaces	Env
3	399	Ensure pavements are free from dog excrement to encourage walking. Enforce fines for dog owners who do not pick up after their dog.	Env
4	56	Improve public realm with wild flower planting to increase biodiversity and reduce costs of mowing. It's a 'no brainer'!	Env
5	348	Invest in community allotments to improve access to them and use green space more imaginatively.	Env

ACCESSIBILITY

Need to take accessibility into account

Need for cars for disabled

Pavements and dropped kerbs

Top 5 majority statements (Accessibility)

Position	Report number	Statement	Theme	Agreement %
1	27	People with accessibility needs must be considered	Accessibility	88
2	53	Pavements need to be clear of clutter (including parked cars) so people with disabilities can walk/wheel safely along them	Accessibility	81
3	155	Train railcard and bus pass, made available for a wider range of disabilities	Accessibility	69
4	62	For wheelchair users the pavements and drop kerbs out of the immediate city centre need attention.	Accessibility	66
5	439	Disabled people don't have as much choice about getting around	Accessibility	66

Top 5 consensus statements (Accessibility)			
Position	Report number	Statement	Theme
1	27	People with accessibility needs must be considered	Accessibility
2	53	Pavements need to be clear of clutter (including parked cars) so people with disabilities can walk/wheel safely along them	Accessibility
3	155	Train railcard and bus pass, made available for a wider range of disabilities	Accessibility
4	62	For wheelchair users the pavements and drop kerbs out of the immediate city centre need attention.	Accessibility
5	439	Disabled people don't have as much choice about getting around	Accessibility

RESOURCES

Lack of resources in local areas

15 min cities: making sure people have resources near their home **vs** concerns of authoritarian prevention of free movement

More services provided locally - local shops (reducing online shopping)

More facilities provided locally

Top 5 majority statements (Resources)				
Position	Report number	Statement	Theme	Agreement %
1	39	We need more public toilets	resources	71
2	283	Reduce vehicle demand by making services more accessible i.e.within walking distance	Resources	71
3	23	There needs to be investment, so resources and facilities are closer to where people live so they don't need to travel so much	resources	68
4	316	15 minute cities are not about stopping people moving freely. They are about making sure everyone has essential services near their home.	Resources	65
5	218	More local shops. Reduce online orders, this would reduce emissions and congestion in our towns and communities.	Resources	45

Top consensus statements (Resources)

Position	Report number	Statement	Theme
1	39	We need more public toilets	resources
2	283	Reduce vehicle demand by making services more accessible i.e.within walking distance	Resources
3	23	There needs to be investment, so resources and facilities are closer to where people live so they don't need to travel so much	resources
4	218	More local shops. Reduce online orders, this would reduce emissions and congestion in our towns and communities.	Resources
		Other statements had low level of consensus	

PLANNING

Prioritise green space over housing

Planning to include necessary resources, infrastructure

Planning policy to align with sustainable travel

Top 5 majority statements (planning)				
Position	Report number	Statement	Theme	Agreement %
1	323	Ensure any housing planning includes plans for other services, school provision, etc.	Planning	91
2	309	Avoid building housing estates that don't have the infrastructure to resource them, like school places, nursery places and decent roads.	Planning	86
3	285	Planning policy is key to enabling sustainable travel. It needs to be driven primarily by climate change needs and not so-called growth	Planning	69
4	245	Stop building unnecessary housing, in green spaces. We should be promoting our green areas..	Planning	63
5	209	Stop giving planning approvals for large house building estates. This does not fit in with climate change agendas. No land no food production	Planning	55

Top consensus statements (Planning)			
Position	Report number	Statement	Theme

1	323	Ensure any housing planning includes plans for other services, school provision, etc.	Planning
2	309	Avoid building housing estates that don't have the infrastructure to resource them, like school places, nursery places and decent roads.	Planning
3	245	Stop building unnecessary housing, in green spaces. We should be promoting our green areas..	Planning
4	209	Stop giving planning approvals for large house building estates. This does not fit in with climate change agendas. No land no food production	Planning
		Other statements had low level of consensus	

SCHOOLS

Walking school buses

Active travel routes to school

School runs & Parking outside schools

Free bus passes

Improving safety school active travel

Top 5 majority statements (Schools)				
Position	Report number	Statement - NB statements in this category received low levels of voting, most had less than 50 votes	Theme	Agreement %
1	388	All schools should be given support to encourage children to cycle or walk safely to school.	Schools	89
2	446	The 'school run' generates a lot of car commuting traffic.	Schools	81
3	357	Parking around schools is horrendous; people parking illegally & unsafely jeopardising children's safety use enforcement officers to deter.	Schools	80
4	360	Children should be safe to walk from home to school, without having to navigate between cars on sidewalks	Schools	78
5	358	Regular police patrols around schools to combat irresponsible driving and parking is essential, people need to be challenged and fined.	Schools	70

Top 5 consensus statements (Schools)			
Position	Report number	Statement	Theme
		Voting levels on this category too low to identify consensus	Schools

BUSINESS

Reducing cars = increasing vs decreasing local business (more/ less footfall)

Incentives for electric cargo bikes

Top 5 majority statements (Business)				
Position	Report number	Statement	Theme	Agreement %
1	47	We need more footfall for local business	Business	73
2	236	more working from home with flexible work hours for everybody where possible.	Business	68
3	59	There should be incentives for the use of electric cargo bikes for business deliveries, school runs etc.	Business	64
4	235	business should turn off sign/ window display lights when shop is closed, this will reduce tonnes CO2 across the county.	Business	62
5	178	Designing cities around car users is financially unsustainable for councils and bad for small independent businesses.	Business	55

Top consensus statements (Business)				
Position	Report number	Statement	Theme	
1	47	We need more footfall for local business	Business	
2	235	business should turn off sign/ window display lights when shop is closed, this will reduce tonnes CO2 across the county.	Business	
3	236	more working from home with flexible work hours for everybody where possible.	Business	
		Other statements had low level of consensus	t	

TRAINS

Cheaper trains

Current situation unacceptable

New light rail service

Extra stops

Top 5 majority statements (Trains)				
Position	Report number	Statement	Theme	Agreement %
1	11	We need cheaper trains	Train	89
2	58	Train travel should be more accessible and more affordable	Train	89
3	249	The current trains situation is a disgrace, trains late, cancelled without notice and station car parking is very expensive	Train	84
4	306	A train service from Heysham, Morecambe to the RLI and up to the uni would reduce traffic to schools, the hospital and the university.	Train	76
5	181	A light rail service between Morecambe, Lancaster, and Lancaster University would significantly reduce traffic congestion.	Train	73

Top 5 consensus statements (Trains)				
Position	Report number	Statement	Theme	
1	11	We need cheaper trains	Train	
2	58	Train travel should be more accessible and more affordable	Train	
3	249	The current trains situation is a disgrace, trains late, cancelled without notice and station car parking is very expensive	Train	
4	181	A light rail service between Morecambe, Lancaster, and Lancaster University would significantly reduce traffic congestion.	Train	
5	223	Put an extra train stop in opposite the Lancaster Uni. This would encourage more people to take the train to it.	Train	

CLIMATE

Climate change is an emergency (education required)

Climate change is not a problem (or even a scam)

Top 5 majority statements (Climate)				
Position	Report number	Statement	Theme	Agreement %
1	354	Climate change is established science and is rightly a key priority	Climate	83

2	97	Provide better education around the climate emergency. If people aren't worried then the messaging has failed	Climate	68
3	113	The motion passing a Climate Emergency has distracted councillors from everyday matters.	Climate	24
		Fewer statements in this category		

Top consensus statements (Climate)

Position	Report number	Statement	Theme
		Low levels of consensus between groups A and B on this theme	

SCOOTERS

Make scooters legal

Have hire scheme around town

Top 5 majority statements (Scooters)

Position	Report number	Statement	Theme	Agreement %
1	242	Introduce an electric bike / scooter scheme like in Bristol	Scooters	51
2	253	need electric scooters to hire round town & to go back & forth along cycle track.	Scooters	41
3	201	Make electric scooters legal everywhere	Scooters	31
4	241	I would probably use an electric scooter if they were made legal.	Scooters	25
		Fewer statements in this category		

Top consensus statements (Scooters)

Position	Report number	Statement	Theme
		Low levels of consensus between groups A and B on this theme	Gen transport

GOOD LIFE

Safe pleasant green spaces

Artwork

Less anti social behaviour

Spaces for play

Top 5 majority statements (Good life)				
Position	Report number	Statement	Theme	Agreement %
1	22	A good life here would mean making the streets look pleasant, being able to access places easily and having safe places to relax with children	Good life	80
2	38	Streets should be designed with lots of art and spaces for play	Good life	60
3	69	It would help if the Council played their part in dealing with Anti-Social Behaviour. People might feel safer when accessing the local park	Good life	57
		Fewer statements in this category		

Top consensus statements (Good life)				
Position	Report number	Statement	Theme	
1	22	A good life here would mean making the streets look pleasant, being able to access places easily and having safe places to relax with children	Good life	
2	69	It would help if the Council played their part in dealing with Anti-Social Behaviour. People might feel safer when accessing the local park	Good life	
		Other statements had low level of consensus		

PUBLIC PARTICIPATION

More open forums to discuss future of transport

Need to create a shared vision

Top majority statements (Participation)				
Position	Report number	Statement	Theme	Agreement %

1	286	We need a shared vision of the city we want to live in together; policies and plans will come from that.	Participation	66
2	272	There should be more open public forums to discuss the future of transport in Lancaster, as many are alienated by talk of 15 minute cities.	Participation	50

Top 5 consensus statements (Participation)

Position	Report number	Statement	Theme
1	286	We need a shared vision of the city we want to live in together; policies and plans will come from that.	286
2	272	There should be more open public forums to discuss the future of transport in Lancaster, as many are alienated by talk of 15 minute cities.	272

TRAM

Tram system for the area

Top majority statements (Tram)

Position	Report number	Statement	Theme	Agreement %
1	106	Love to see a tram system between Morecambe, Heysham and Lancaster	Tram	54
2	254	need electric trams back like lots of other cities & what Lancaster had years ago,	Tram	46

Top 5 consensus statements (Tram)

Position	Report number	Statement	Theme
1	1	We need regular and reliable bus services	Tram
2	0	Bus stops should be safe, sheltered places to wait where people can sit comfortably.	Tram
		Low levels of consensus on this theme	

WORK

More remote work - meetings via Zoom

Vs Negative impact of remote work on city

Top majority statements (Work)				
Position	Report number	Statement	Theme	Agreement %
1	424	Working from home means I use local shops more	Work	45
2	250	The working from home culture is having a negative effect on the UK economy and will create significant long term problems	Work	20

Top 5 consensus statements (Work)				
Position	Report number	Statement	Theme	
		Low levels of consensus on this theme		

Lancaster District Local Climate Engagement

Polis 2023
